



As the workplace only becomes more agile, the need for versatile and adaptable furniture has never been greater. Float Gather, Humanscale's height-adjustable occasional table, is designed to support fluid, dynamic interactions anywhere work happens. With its sleek design and user-friendly functionality, Float Gather not only enhances productivity but also elevates the aesthetics of any space, making it the perfect centerpiece for today's adaptable work environments.

## Sustainability Certifications

FSC - Forest Stewardship Council®

## Warranty

5 Years, 24/7

## Material and Color Options


### Base

#### Powder Coated

Smooth, even, and resilient against common wear and tear like scratches, moisture and UV damage



B Black  
RAL 9005




W White  
RAL 9016


### Worksurface

#### Laminate

Delivers a sleek, polished look while resisting scratches, heat, and stains




BL Black




WH White

#### Low-Sheen Laminate

Sustainable, ultra-matte surface with velvet texture, fingerprint resistance and easy repairability




BT Black



WT White

#### Veneers

Crafted from real wood, offering rich, natural textures and a warm sophistication



OK White Oak



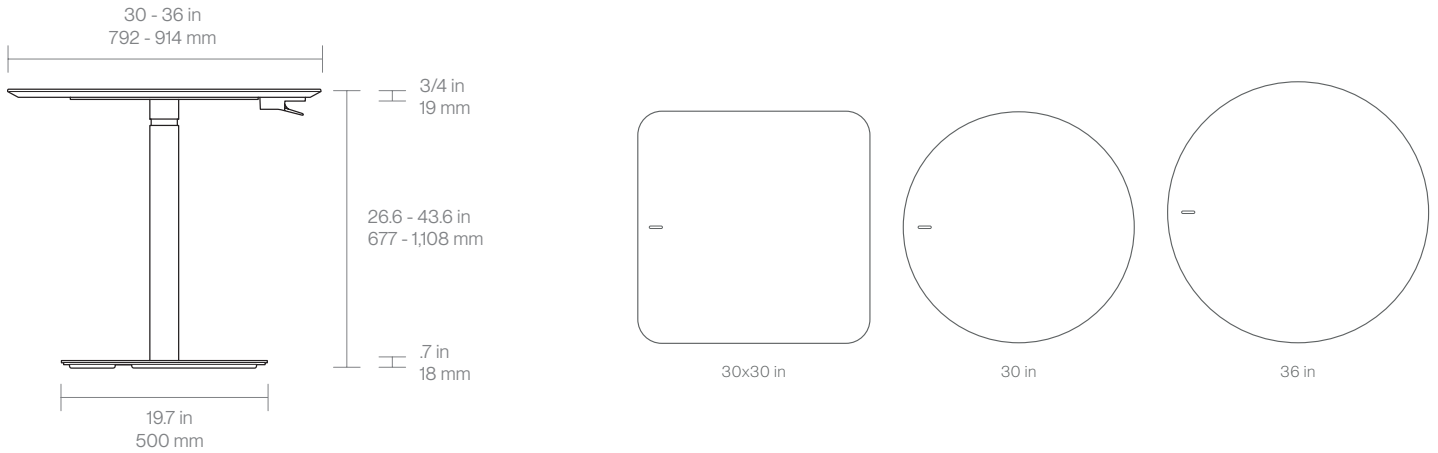
WN Walnut

## Features

- Seamless height adjustment allows users to find their comfort level, promoting active collaboration and engagement
- Minimalist design complements any environment and adjusts without electricity, making it a versatile addition to offices, meeting rooms, social spaces, and anywhere else collaboration occurs
- Base includes 3-point mounting system, providing stability even on uneven surfaces
- Quick and simple assembly
- Available in 30" or 36" round or 30" rounded square
- Worksurface options includes Laminate, Low-Sheen Laminate, and Veneers

# Product Specifications

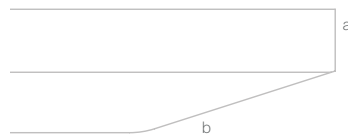
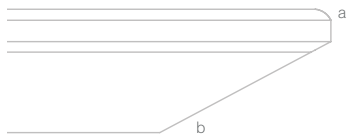
		Imperial	Metric
Height Range		26.6 in - 43.6 in	677 mm - 1,108 mm
Product Weight	30" Round with Laminate Top	16 lbs	7.26 kg
	30" Round with Veneer Top	15 lbs	6.80 kg
	36" Round with Laminate Top	24 lbs	10.89 kg
	36" Round with Veneer Top	21 lbs	9.53 kg
	30" Square with Rounded Edge and Laminate Top	20 lbs	9.07 kg
	30" Square with Rounded Edge and Veneer Top	18 lbs	8.16 kg
Weight Capacity		125 lbs (excluding worksurface)	56.69 mm (excluding worksurface)



## Edge Detail

Laminated

Veneered



a. ABS Edge Band  
b. Painted MDF

a. Veneered Edge Banding  
b. Clear Lacquer MDF