



SITMATIC®

GOODFIT®

BY SITMATIC



THE WORLD'S MOST COMPREHENSIVE SEATING SYSTEM

Finally, a seating system that helps eliminate awkward and harmful postures using
the science of anthropometrics.

GOODFIT® FEATURES

Slouching or Perching

Optional backrest angle adjustment fine tunes the back support to your personal habits.

Intuitive Lumbar Support

Finger tip lever locks where you put it. No other chair adjusts 6".

The Perfect Height

Seat heights for any size individual. Five different seat heights, ranging between 15" and 34", ensure a perfect fit for everyone at every workstation.



PressureCast™ Cushions

Using a special formulation and cast under high pressure, PressureCast™ foam is incredibly resilient for comfort, yet high-density for longevity.

Complete Back Support

Thoracic and sacral cradles merge into a lumbar crest.

Neck & Shoulder Relief

4" of height adjustment, 4" of width adjustment and optional rotation and depth adjustment customizes elbow support to your unique size.

Relaxing Motion

Synchronized control that allows your body to open as you recline. Rocking ease and rate of recline are adjustable by easily reached side crank.

Better Mobility

Oversized, 60 mm casters roll easily through plush carpet. Riveted for life-long durability. Every chair automatically receives one of four base sizes to best fit into your workspace.

THE GOODFIT® FAMILY



SMALL SCALE

GU22 (Shown with 7K arms)

Small scale ergonomics. Careful thought and design was put into designing a chair specifically for those on the petite side of the spectrum.



STANDARD SCALE

GU33 (Shown with 1A arms & upholstered shell)

The standard above all standards. Designed to fit the masses, from 5'3" to 6'5" and beyond, this chair has your back.



BIG & TALL

GU44 (Shown with 1N arms)

Engineered to withstand extreme usage. Reinforced back and seat structures, paired with ample foam cushions, provide comfort and peace of mind for many years to come.



LOW BACK

GU1 (Shown with #2 Seat)

Essential support and comfort. The perfect multi-task / multi-user seating solution.



MESH BACK

GM3 (Shown with #3 Seat)

The perfect balance of true ergonomics and clean, contemporary aesthetics.



STOOL KITS

TK / MK (Shown on GU12)

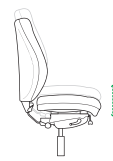
For laboratory or counter height tasks. Two stool kits: medium and tall heights, both include a height adjustable footring.

GOODFIT® TECHNICAL SPECS

CONTROL FUNCTIONS

SE

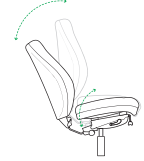
SyncErgo™



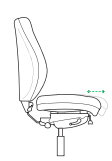
Height adjustable.



6" backrest height adjustment.



Tension adjustable, synchronized rocking, lockable in 5 different positions.



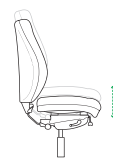
2½" seat depth adjustment.



10° independent back angle adjustment.

SN

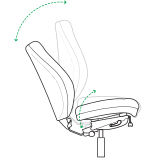
Sync™



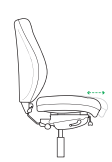
Height adjustable.



6" backrest height adjustment.



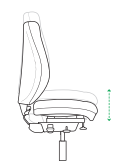
Tension adjustable, synchronized rocking, lockable in 5 different positions.



2½" seat depth adjustment.

OT

OneTouch™



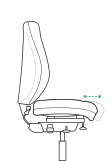
Height adjustable.



6" backrest height adjustment.



Non-Rocking. Independent seat & back angle adjustment.



Optionally available. 2½" seat depth adjustment.

MF

MultiFunction



Height adjustable.



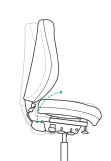
6" backrest height adjustment.



Tension adjustable, rocking, lockable in 5 different positions.



2½" seat depth adjustment.

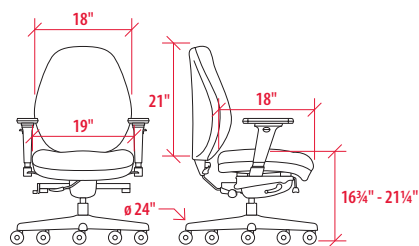


Seat angle adjustment.



Back angle adjustment.

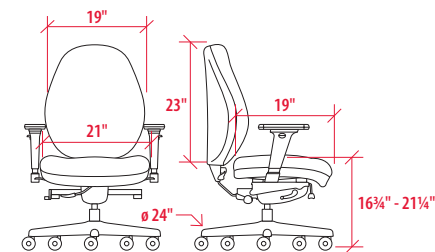
OVERALL DIMENSIONS



GU22

Mid Back w/ Smaller Seat

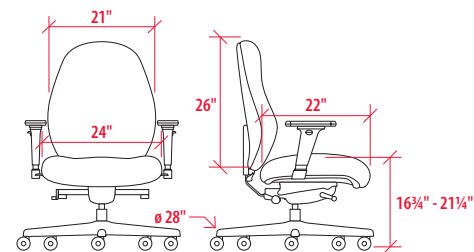
Seat height for chairs w/ SE, SN, MF & OT control w/ optional SS. Reduce height by 1¾" for OT control w/ no SS specified.



GU33

High Back w/ Standard Seat

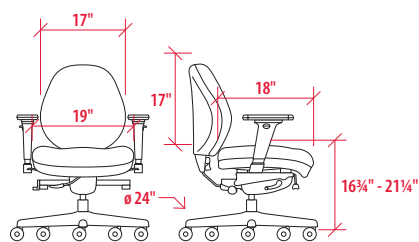
Seat height for chairs w/ SE, SN, MF & OT control w/ optional SS. Reduce height by 1¾" for OT control w/ no SS specified.



GU44

High & Wide Back w/ Largest Seat

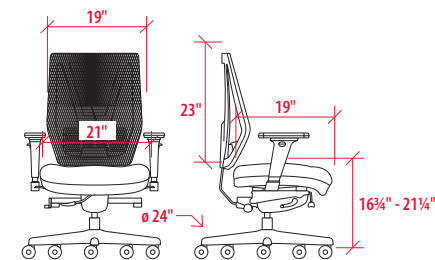
Seat height for chairs w/ SY & MF. No other mechanism is compatible.



GU12

Low Back w/ Smaller Seat

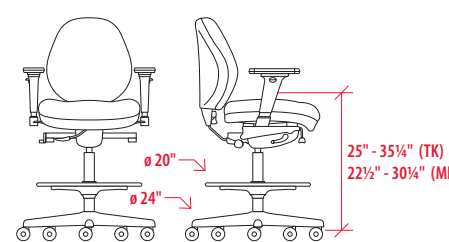
Seat height for chairs w/ SE, SN, MF & OT control w/ optional SS. Reduce height by 1¾" for OT control w/ no SS specified.



GM33

Mesh Back w/ Standard Seat

Seat height for chairs w/ SE, SN, MF & OT control w/ optional SS. Reduce height by 1¾" for OT control w/ no SS specified.



MK & TK

Medium Stool Kit & Tall Stool Kit

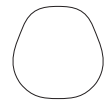
Seat height for chairs w/ SE, SN, MF & OT control w/ optional SS. Reduce height by 1¾" for OT control w/ no SS specified.



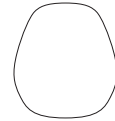
GOODFIT® CUSTOM FIT OPTIONS

For more information about custom fit options, please contact customer service at (800) 288-1492.

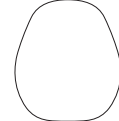
BACKREST OPTIONS



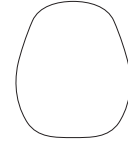
GU1
Low Back
17" high x 17" wide



GU2
Mid Back
21" high x 18" wide



GU3
High Back
23" high x 19" wide



GU4
High & Wide Back
26" high x 23" wide

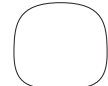


GM3
Mesh Back
23" high x 19" wide

SEAT OPTIONS



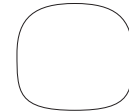
0
Smallest Seat
16" wide x 16" deep



2
Smaller Than Standard
19" wide x 18" deep

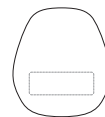


3
Standard Seat
21" wide x 19" deep

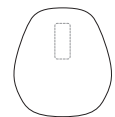


4
Largest Seat
24" wide x 22" deep
Standard w/ 28" aluminum base.

BACKREST ADD-ONS



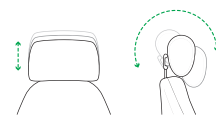
AL
Air Lumbar
Inflatable air lumbar bladder adds up to 2" in profundity.



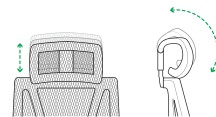
TH
Thoracic Air Bladder
Inflatable air thoracic bladder adds up to 1½" depth between scapula.



VB
Memory Foam Back
1" memory foam backrest topper.

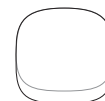


HR
Upholstered Headrest
Height & angle adjustable headrest for GU2, GU3 & GU4.

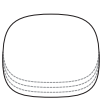


HR
Mesh Headrest
Height & angle adjustable headrest for GM3.

SEAT ADD-ONS



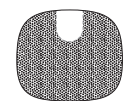
LS
Longer Seat
Adds 2" in depth to seat sizes 2 & 3
Available for seats sizes 2 & 3 only.



SH-
Shallower Seat
Shallower seat than standard.
SH20 (2" shallower), SH25 (2½" shallower), SH30 (3" shallower).



SS
Seat Slider
Seat depth adjuster; 2½" range.
Standard on SE, SN, SY & MF controls.



TS
Tailbone Seat Cut-Out
Coccyx relief; includes (VS) option.

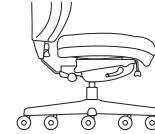


VS
Memory Foam Seat
1" memory foam seat topper.

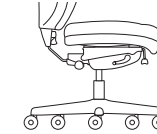
GOODFIT® CUSTOM FIT OPTIONS

For more information about custom fit options, please contact customer service at (800) 288-1492.

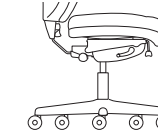
SEAT HEIGHT OPTIONS



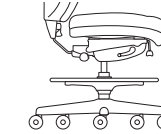
NC
Nano Seat Height
15½" - 18¾"
-1¾" for OT mechanism, no SS.



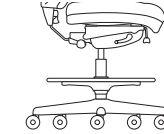
STANDARD
Standard Height
16¾" - 21¼"
-1¾" for OT mechanism, no SS.



XC
Extended Seat Height
19¾" - 26½"
-1¾" for OT mechanism, no SS.



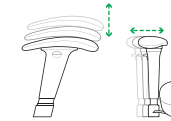
MK
Medium Stool Kit
22½" - 30¼"
-1¾" for OT mechanism, no SS.



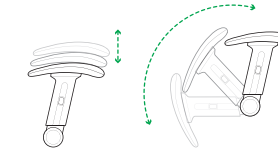
TK
Tall Stool Kit
25" - 35¼"
-1¾" for OT mechanism, no SS.

ARMREST OPTIONS

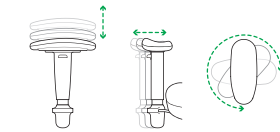
If armrests are desired, choose an armrest, then choose an arm cap (Example: 7L).



7-
Height & Width Adjustable, Forward Slanting Arms
Shown w/ (K) Kidney-Shaped Urethane Caps Standard



6-
Height Adjustable, Fold-Away Arms
Shown w/ (K) Kidney-Shaped Urethane Caps Standard
No width adjustment.



1-
Height, Width & Angle Adjustable Arms
Shown w/ (A) Contoured Urethane Caps Standard
Specify **1N** to disable arm rotation.

ARM CAP OPTIONS

If armrests are desired, choose an armrest, then choose an arm cap (Example: 7L).



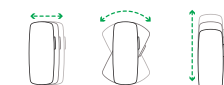
A
Contoured Urethane Caps
Standard on 1A & 1N arms.



K
Kidney-Shaped Urethane Caps
Standard on 7K and 6K arms.



M
Memory Foam Caps
Extra Wide, Tapered
Not compatible w/ fold-away arms.



L
Lockable, Urethane Caps
Width, Angle & Depth Adjustable

CASTER OPTIONS



PC
Parquet, Hard Floor Casters
Soft Outer Tread



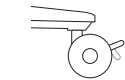
BP
Braking, Hard Floor Casters
Anti-Runaway, Locks When Unloaded



BC
Braking, Carpet Casters
Anti-Runaway, Locks When Unloaded



GL
Glides



ML
Manual Locking Casters
Lockable w/ Switch



SITMATIC®

Exceptional Range of Seating Solutions



Management, Executive and Conference Seating



Highly Ergonomic Seating



Occasional and Stacking Chairs



Auditorium and Public Area Seating

For further information on our comprehensive range of seating please visit our website or call our toll free number. Specifications are subject to change without notice.



Sitmatic

1800 Raymer Avenue
Fullerton, California 92833

Tel: 800.288.1492
714.888.2500

Fax: 714.888.2505

E-Mail: Info@Sitmatic.com

Website: www.sitmatic.com

Sitmatic seating is covered by our comprehensive lifetime structural warranty. Specifications are subject to change without notice.

Sitmatic seating has passed the stringent testing procedures established by; ANSI/BIFMA and CAL 117.

Sitmatic literature is printed on certified recycled paper and paper from well-managed forests and controlled sources.

Our products are certified compliant for LEED-CI indoor environmental air quality. Choosing Sitmatic chairs for your work place contributes to a cleaner, safer, more sustainable environment.