

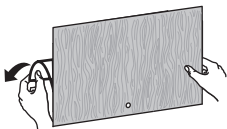


# CAREFIT™

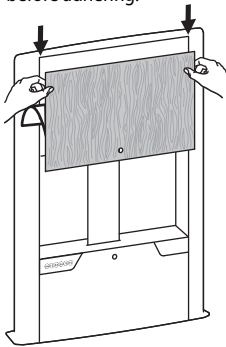
by ergotron®

## Enclosure Laminate Insert

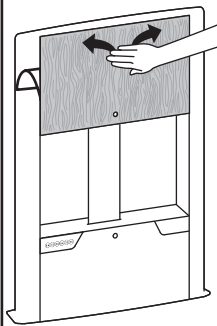
**1.** Peel off 3" - 4" of the backing at the top.



**2.** Carefully align to top edge. NOTE: Once applied this will not be adjustable. Double check alignment before adhering.



**3.** Apply insert and smooth out surface moving downward.



**4.** Continue removing small amounts of the backing, smoothing out the surface and applying pressure as you go, until backing is removed.

